


# KSG Series

Safety unit for closed circuit systems

## Technical Data Sheet



## Description

Compact and complete safety unit for closed circuit heating systems according to EN 12828 standard.

### KSG




Safety unit for closed circuit systems according to EN 12828, installed on a galvanized stainless steel manifold, complete with MV Series air vent valve, 1/2" SV Series safety valve (3 bar), pressure gauge (0÷4 bar) with adjustable pointer and check valve. 1" F safety unit connection. PN 10. Maximum temperature: 110°C.

**Compliant with RoHS Directive 2011/65/EU.**

Type	Part no.	Setting	Connection	Outlet SRV	Power
KSG	0270115	1.5	G 1"	G 3/4"	50 KW
KSG	0270125	2.5	G 1"	G 3/4"	50 KW
KSG	0270130	3.0	G 1"	G 3/4"	50 KW
KSG-ISO	0271115	1.5	G 1"	G 3/4"	50 KW
KSG-ISO	0271130	3.0	G 1"	G 3/4"	50 KW

### KSG/20M



Safety unit for closed circuit systems as per KSG, but with valve fixed in position F (front), R (right) and L (left). Version 20M with 3/4" valve. Version 25M with 1" valve. "F" (front) versions complete with insulation.

Type	Part no.	Setting	Connection	Outlet SRV	Power
KSG/20M-L	0270134	3.0	G 1"	G 1"	100 KW
KSG/20M-R	0270135	3.0	G 1"	G 1"	100 KW
KSG/20M-F-ISO	0270136	3.0	G 1"	G 1"	100 KW
KSG/25M-F-ISO	0270137	3.0	G 1"	G 1"1/4	200 KW

### KSG-N



Safety unit for closed circuit systems according to EN 12828, up to 50kW complete with insulation - compact version, brass body with built-in air vent and safety valves incorporated into casting. Pressure gauge (0÷4 bar).

Type	Part no.	Setting	Connection	Outlet SRV	Power
KSG-N	0272015	1.5	G 1"	G 3/4"	50 KW
KSG-N	0272025	2.5	G 1"	G 3/4"	50 KW
KSG-N	0272030	3.0	G 1"	G 3/4"	50 KW

### KSG-MS



Safety unit for closed circuit systems according to EN 12828, up to 50kW, brass body with Microvent air vent valve (MKV) and fixed safety valve (3 bar). Pressure gauge (0÷4 bar) DN63 with RIA check valve.

Type	Part no.	Setting	Connection	Outlet SRV	Power
KSG-MS	0273330	3.0	G 1"	G 3/4"	50 KW



## KSG-G

Safety unit for closed circuit systems according to EN 12828, up to 50kW, cast iron body with air vent valve and directionally adjustable safety valve (3 bar). Pressure gauge (0÷4 bar) DN63 with RIA check valve.

Type	Part no.	Setting	Connection	Outlet SRV	Power
KSG-G	0270230	3.0	G 1"	G 3/4"	50 KW

Technical features	
Maximum temperature	80°C
Nominal pressure	10 bar
Discharge pressure	See safety valve settings
Pressure gauge scale	0÷4 bar

Material	
<b>KSG</b>	
Manifold	Galvanized Fe sheet
Safety valve body	CW617N brass
Safety valve diaphragm	Peroxide cured EPDM
Vent valve body	CW617N brass
Vent valve seals	EPDM
Pressure gauge body	ABS
<b>KSG-N</b>	
Manifold	CB753S brass
Safety valve diaphragm	Peroxide cured EPDM
Vent valve seals	EPDM
Pressure gauge body	ABS
<b>KSG-MS</b>	
Manifold	CW617N brass
Safety valve body	CW617N brass
Safety valve diaphragm	Peroxide cured EPDM
Vent valve body	CW617N brass
Vent valve seals	Silicone
Pressure gauge body	ABS
<b>KSG-G</b>	
Manifold	
Safety valve body	G18-20 cast iron
Safety valve diaphragm	CW617N brass
Vent valve body	Peroxide cured EPDM
Vent valve seals	CW617N brass
Pressure gauge body	EPDM
	ABS

## Application

As an alternative to single devices, the safety unit incorporates the accessories and tools utilized in closed circuit systems to guarantee monitoring and safety of the system.

With a pressure gauge installed, system pressure can be monitored continuously.

The inclusion of check valves enables replacement of the pressure gauge and the vent valve without depressurizing the system. The KSG30 Series model allows directional adjustment of the safety valve through 360°.

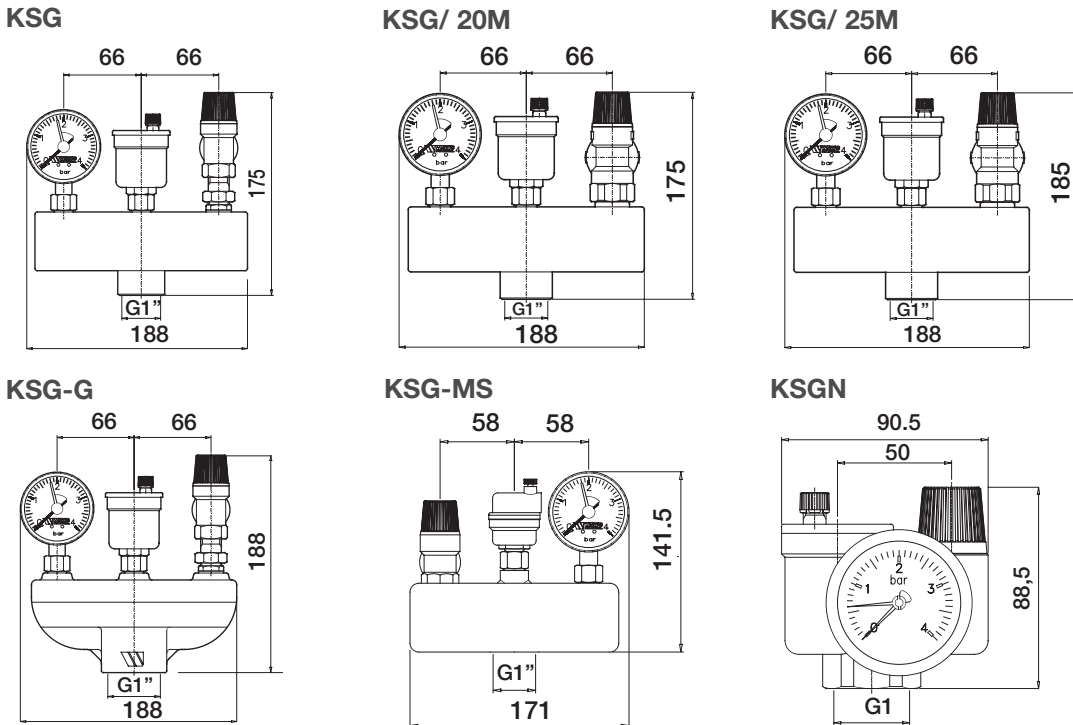
## Operation

The KSG Series safety unit comes with pressure gauge, vent valve and safety valve.

The safety valve is spring-loaded, and allows system pressure to be maintained steady within the limit value envisaged for the installation.

The vent valve is equipped with an internal float, by means of which air accumulating in the system can be eliminated automatically.

## Overall dimensions (mm)



## Specification text

### **KSG Series**

Safety unit **KSG Series** – WATTS brand – for closed circuit systems according to EN 12828, galvanized steel manifold, complete with Minivent MV Series vent valve, RIA Series check valve, VS Series directionally adjustable safety valve. Pressure gauge 0÷4 bar, DN63, with REM Series check valve.

### **KSG-M Series**

Safety unit **KSG-M Series** – WATTS brand – for closed circuit systems according to EN 12828, galvanized steel manifold, complete with MV Series vent valve, and VS Series safety valve in fixed position: front, right and left. 25M version with 3/4" valve.

### **KSG-N Series**

Compact safety unit **KSG-N Series** – WATTS brand – for closed circuit systems according to EN 12828, up to 50kW complete with insulation, brass body with built-in air vent and safety valves. Pressure gauge 0÷4bar DN63.

### **KSG-MS Series**

Safety unit **KSG-MS Series** – WATTS brand – for closed circuit systems according to EN 12828, up to 50kW, brass body with Microvent MKV Series vent valve, RIA Series check valve and VS Series safety valve in fixed position. Pressure gauge (0÷4 bar), DN63, with REM Series check valve.

### **KSG-G Series**

Safety unit **KSG-G Series** – WATTS brand – for closed circuit systems according to EN 12828, up to 50kW, cast iron body with Minivent MV Series vent valve, RIA Series check valve and VS Series safety valve in fixed position. Pressure gauge (0÷4 bar), DN63, with REM Series check valve.

The descriptions and photographs contained in this product specification sheet are supplied by way of information only and are not binding.

Watts Industries reserves the right to carry out any technical and design improvements to its products without prior notice. Warranty: All sales and contracts for sale are expressly conditioned on the buyer's assent to Watts terms and conditions found on its website at [www.wattsindustries.com](http://www.wattsindustries.com). Watts hereby objects to any term, different from or additional to Watts terms, contained in any buyer communication in any form, unless agreed to in a writing signed by an officer of Watts.

**WATTS®**

**Watts Industries Italia S.r.l.**

Via Brenno, 21 • 20853 Biassono (MB) • Italy

Tel. +39 039 4986.1 • Fax +39 039 4986.222

[infowattsitaila@wattswater.com](mailto:infowattsitaila@wattswater.com) • [www.wattsindustries.com](http://www.wattsindustries.com)