

## Technical data sheet

# Type 601

01System


### Applications and special features



- Operates in any position
- Minimum head loss
- Silent and robust
- Does not generate hammering
- Closing system : double axial guiding with return spring
- Excellent sealing at high as well as at low pressure.
- Compact 01 system in 3/4, 1" and 1" 1/4
- 01system in the other sizes.

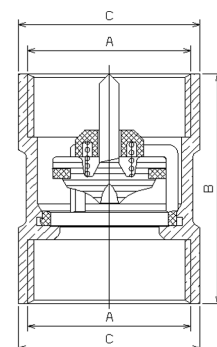
### Technical description

DN	PFA (bar)	PS (bar)				Cat.	References	Vvs-nr
		L1	L2	G1	G2			
3/8	10	10	10	10	10	3.3	149B 2503	
1/2	10	10	10	10	10	3.3	149B 2504	
3/4	10	10	10	10	10	3.3	149B 2505	
1	10	10	10	10	10	3.3	149B 2506	
1 1/4	10	10	10	X	10	3.3	149B 2507	
1 1/2	10	10	10	X	10	3.3	149B 2508	
2	10	10	10	X	10	3.3	149B 2509	

- Connection : Female/female
- Permissible operating pressure PFA - water : (for supply, distribution and disposal of water) : See table
- Maximum permissible pressure PS - other mediums : See table
- $\theta$  : Mini. -10 °C  
Maxi. 80 °C
- Mediums : Clear liquids
- Approvals : ACS (except 3/4 - 1" - 1" 1/4) - 

### Overall dimensions

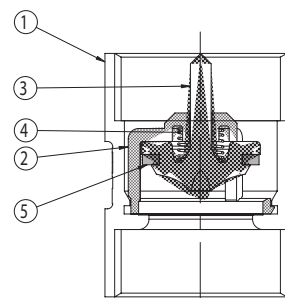
	A	B	C	Weight
"	mm	mm	mm	kg
3/8	12/17	38	22	0,060
1/2	15/21	41	26	0,090
3/4	20/27	42	30	0,100
1	26/34	47	37	0,150
1 1/4	33/42	55	47	0,275
1 1/2	40/49	78	55	0,315
2	50/60	89	67	0,490



## Technical data sheet **Type 601 - Non-return valve 01 system**

### Spare parts list and materials

Nb	Description	Materials	EURO	ANSI
1	CASING	Brass	CuZn39Pb2	
2	GUIDE	POM (polyacetal)		
3	CLOSING SYSTEM	POM (polyacetal) or PPO (polyphenylene oxide)		
4	SPRING	Stainless steel	X10CrNi18-8	AISI 302
5	LIP RING SEAL	EPDM NBR (Nitrile) DN 1 1/2" et 2"		

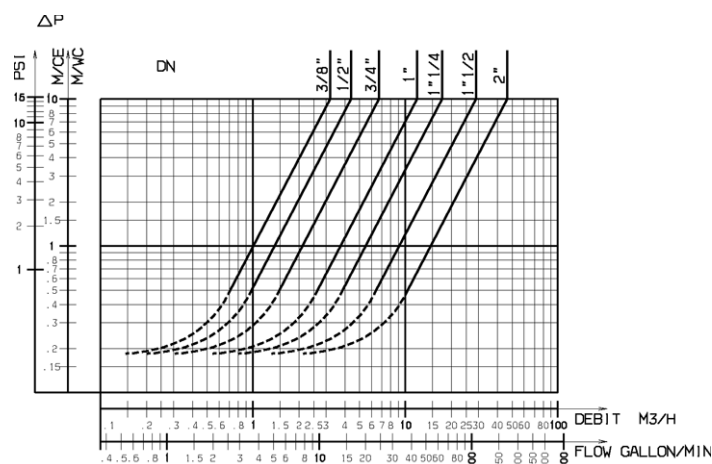


### Working principle

DN		Opening pressure (mm CE)	Kv	ζ
"	mm		m <sup>3</sup> /H	
12/17	3/8	between 50 and 200	3,2	1,63
15/21	1/2		4,4	4,10
20/27	3/4		6,7	5,60
26/34	1		11,9	4,30
33/42	1 1/4		17,4	5,40
40/49	1 1/2		29,0	4,80
50/60	2		46,5	4,50

#### Direction for use :

- Solid line : Valve completely open
- Dotted line : opening stage of valve



Socla can accept no responsibility for possible errors in catalogue, brochures and other printed material. Socla reserve the right to alter its products without notice. This also applies to products already agreed. All trademarks in this material are the property of the respective companies. All right reserved.

### Socla

365 rue du lieutenant Putier  
71530 VIREY LE GRAND  
Adresse postale : CS 10273  
71107 CHALON-SUR-SAÔNE Cedex

Tel : 33 3 85 97 42 42  
Fax : 33 3 85 97 97 42  
<http://www.socla.com>  
e-mail : [contact@socla.com](mailto:contact@socla.com)