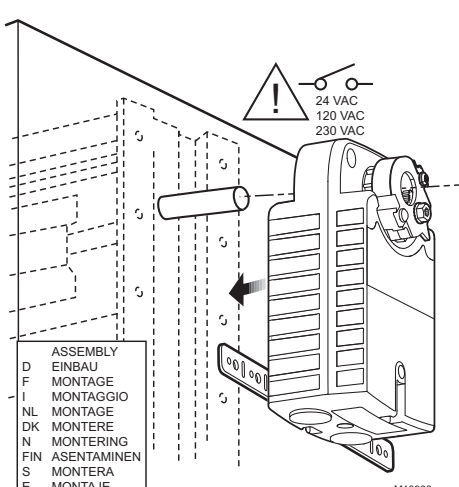
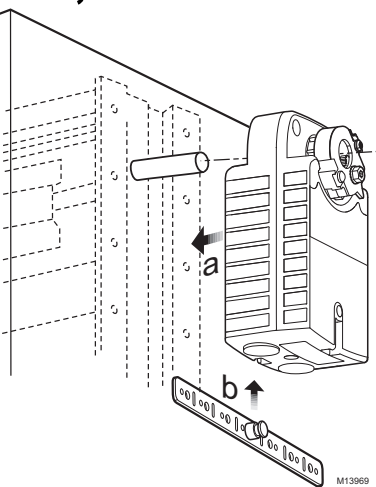
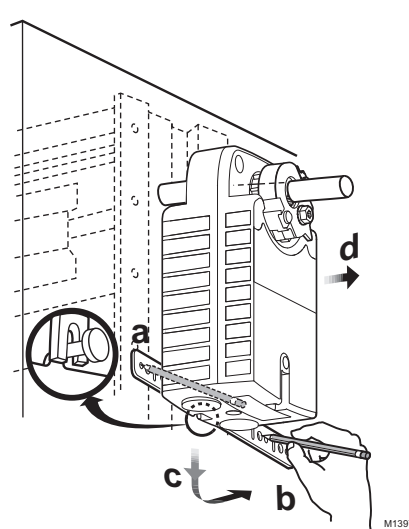
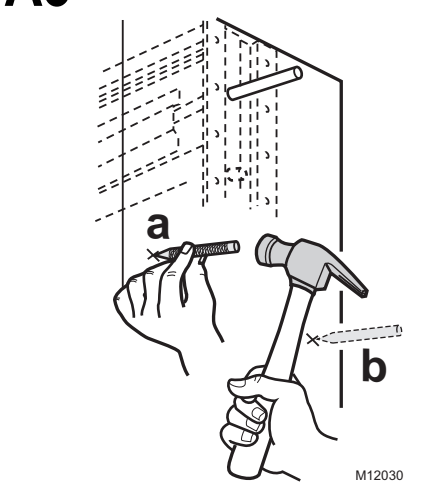
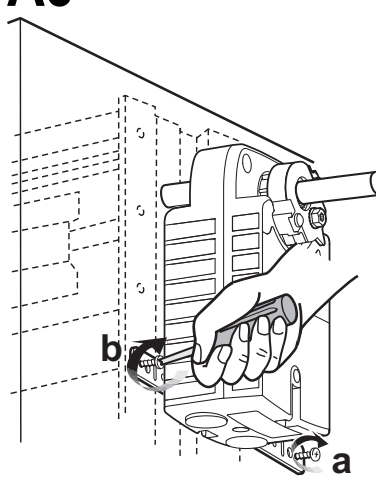
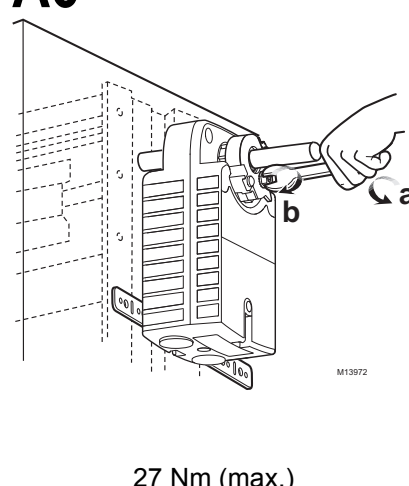


- D Montageanweisung
- F Instructions d'Installation
- I Istruzioni per l'Installazione
- NL Installatievoorschrift
- DK Installasjonsinstruks
- N Installationsinstruktioner
- SF Asennusohje
- S Installations Instruktioner
- E Instrucciones de montaje

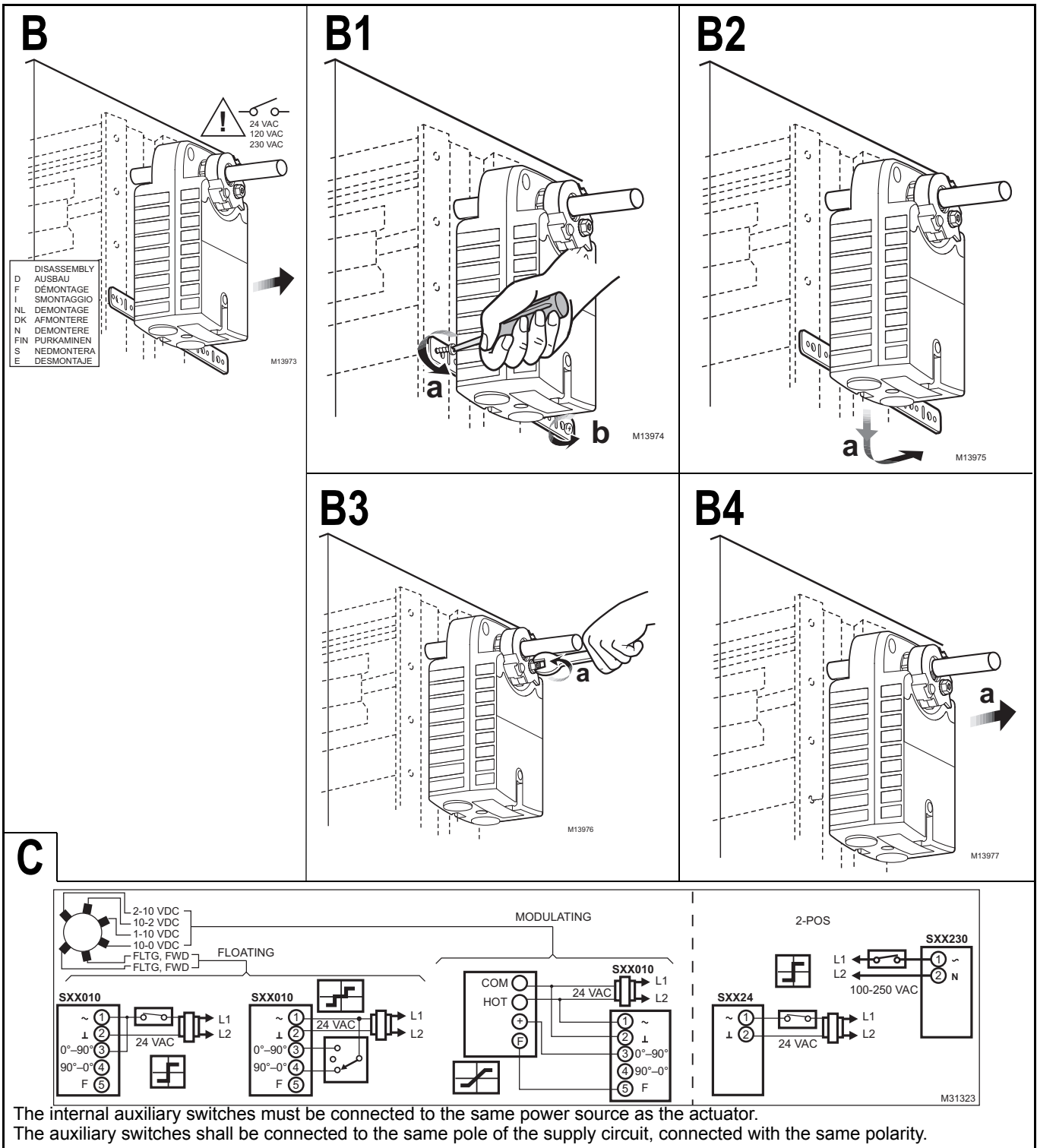
S03, S05 Series Low Torque Spring-Return, Direct-Coupled Actuators

S0324, S03230, S03010, S0524, S05230, S05010

MOUNTING INSTRUCTIONS

<p>A</p>  <div style="border: 1px solid black; padding: 2px; width: fit-content;"> <p>ASSEMBLY D EINBAU F MONTAGE I MONTAGGIO NL MONTAGE DK MONTERE N MONTERING FIN ASENTAMINEN S MONTERA E MONTAJE</p> </div> <p style="text-align: right; font-size: small;">M13968</p>	<p>A1, A4</p>  <p style="text-align: right; font-size: small;">M13969</p>	<p>A2</p>  <p style="text-align: right; font-size: small;">M13970</p>
<p>A3</p>  <p style="text-align: right; font-size: small;">M12030</p>	<p>A5</p>  <p style="text-align: right; font-size: small;">M13971</p>	<p>A6</p>  <p style="text-align: right; font-size: small;">M13972</p> <p style="text-align: center; font-weight: bold;">27 Nm (max.)</p>





Automation and Control Solutions

Honeywell GmbH

Böblinger Strasse 17

71101 Schönaich / Germany

Phone: (49) 7031 637 - 01

Fax: (49) 7031 637 - 493

<http://ecc.emea.honeywell.com>

Subject to change without notice.

EN1B-0447GE51 R0310

62-0317—01

© 2010 Honeywell International Inc.

Honeywell