



E3-DSP

External display unit for third generation controllers

External display unit for operation of a third generation Corrigo E or EXOcompact, with or without built-in display and buttons. E3-DSP offers full external control of controllers mounted inside of a cabinet, etc.



- ✓ Can be used with third generation Corrigo E or EXOcompact
- ✓ Possible distance of up to 100 m between controller and display unit
- ✓ Internal and external display can be used simultaneously
- ✓ Casing designed for mounting on wall, device box or cabinet front

Function



E3-DSP is a stand-alone display and configuration unit intended for connection to a third generation EXOcompact or Corrigo E. It is available with or without a connection cable.

LED indicators

There are two LEDs on the front:


- the alarm LED is marked with a  symbol
- the "write enable" LED is marked with a  symbol

The LED indicators have the following functions:

Designation	Function	Colour
	There are one or more unacknowledged alarm(s)	Flashing red
	There are one or more remaining, acknowledged alarm(s)	Fixed red
	You are in a dialogue box where it is possible to switch to change mode	Flashing yellow
	Change mode	Fixed yellow

Display functions

E3-DSP has a backlit display with 4 rows of 20 characters each. The display light is normally dimmed but is activated when a button is depressed. The display light will be dimmed again after a period of inactivity. E3-DSP can be connected to a controller with a built-in display, enabling both displays to be used simultaneously. The display menu system is handled using seven buttons:



Cabling

E3-DSP is normally delivered without a connection cable. However, a cable can be ordered separately. The connection cable is available in two versions, 3 m or 10 m. If a connection cable is instead manufactured by the user, its maximum usable length is 100 m.

Mounting

E3-DSP can be mounted on a wall or a device box (cc 60 mm). It can also be mounted on a cabinet front using the supplied magnetic tape. The magnetic strips are pasted onto the back of the unit. When using this mounting, the cable should be led through the alternate outlet at the bottom of the wiring compartment. See Figure 1.



Figure 1. The cable is led through the outlet

It is also advisable to place a cable tie in accordance with Figure 2 in order to prevent a cable being torn from the display.

E3-DSP can also be used as a hand-held terminal.

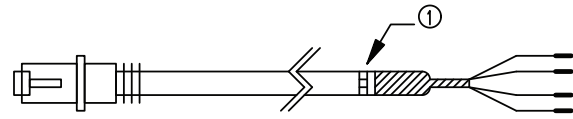


Figure 2. The cable should preferably be fixed in place using a cable tie (1)

Technical data

Power supply	Internal via communication cable from EXOcompact or Corrigo E
Connection cable	(Not included as standard)
Length	3 m, 10 m or user-supplied cable, max. 100 m
Connection	4P4C quick connection to EXOcompact or Corrigo E (see cable connection diagram below)
Type	26AWG
Display	Backlit, blue light, LCD, 4 rows with 20 characters
Character height	4.75 mm
Working temperature	5...40°C
Storage temperature	-40...+50°C
Ambient humidity	5...95 % RH
Protection class	IP30
Colour	Signal white RAL 9003

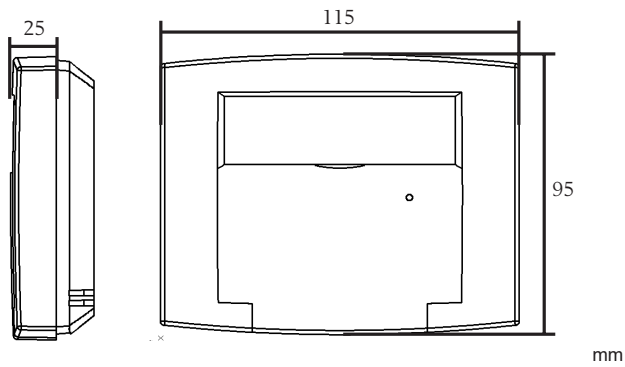
CE

This product carries the CE mark. For more information, see www.regincontrols.com.

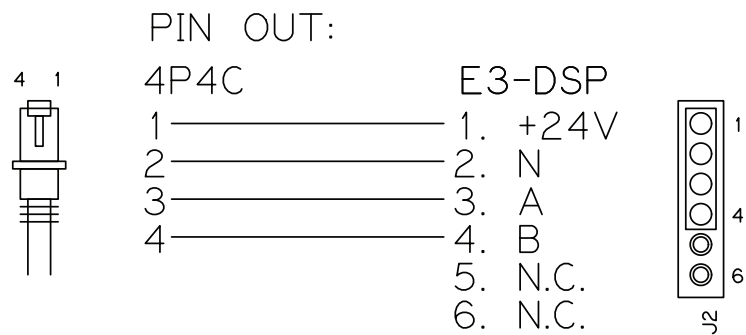
Cable models (sold separately)

EDSP-K3	3 meter cable for Corrigo and EXOcompact
EDSP-K10	10 meter cable for Corrigo and EXOcompact

Dimensions



Cable connections



Product documentation

The product documentation can be downloaded from www.regincontrols.com.