

ZKT

Rubber expansion joints

Technical Data Sheet



Description

Mounted on piping installations, the ZKB joint absorbs expansions, contractions, oscillations and vibrations, diminishes hammering, reduces noise and prevents electric currents from spreading.

- Galvanised ductile iron union nut connections.
- Optional (*consult us*) : - bronze connections in case of electrolytic risk
- vacuum ring



ZKT

Rubber expansion joints

DN	PFA in bar	PS in bar				Cat.	Ref.		Weight Kg
		L1	L2	G1	G2		EPDM	NBR	
3/4	10	10	10	10	10	4.3	149B12568C	149B12568N	0,7
1	10	10	10	10	10	4.3	149B12569C	149B12569N	1
1 1/4	10	10	10	0,5	10	4.3	149B12570C	149B12570N	1,4
1 1/2	10	10	10	0,5	10	4.3	149B12571C	149B12571N	1,9
2	10	10	10	0,5	10	4.3	149B12572C	149B12572N	2,6
2 1/2	10	10	10	0,5	10	4.3	149B12573C	149B12573N	3,9
3	10	10	10	0,5	10	4.3	149B12574C	149B12574N	5,6

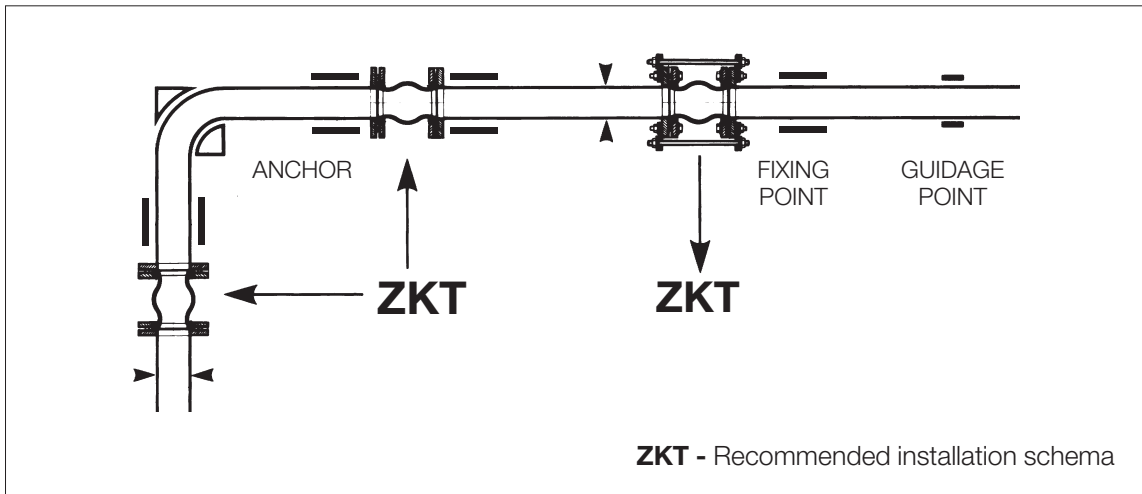
Important notice :

The indicated pressure for the different categories of fluids (L1/L2/G1/G2) is under no condition a guarantee of use. Therefore, it is essential to validate the use of products under given operating conditions.

Technical features

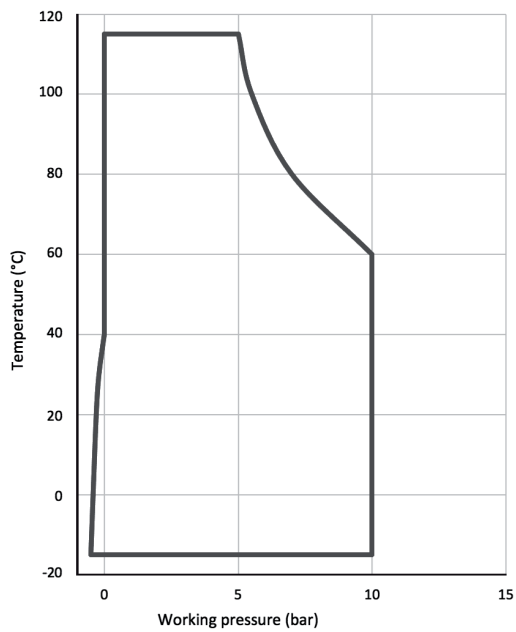
Operating temperature	See pressure curve / temperature
Permissible operating pressure (PFA) in water	See table above
Maximum permissible pressure (PS) other mediums	See table above
Connection	Female/female

Installation



Operation

ZKT - Pressure/Temperature diagram







Attention :

Pressure 16 bar up to DN 300 / 8 bar DN 350 to 600

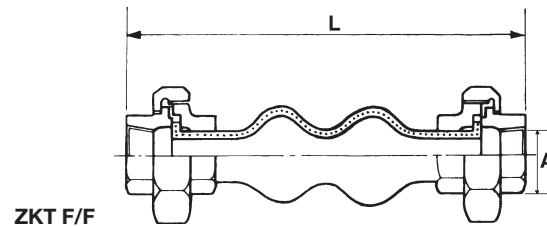
Curves made with fluid : Water (others mediums : consult us)

Deformation

DN				
	Compression	Extension	Travel lateral	Angular movement
"	mm	mm	mm	(°)
3/4	22	5	22	45
1	22	6	22	45
1 1/4	22	6	22	45
1 1/2	22	6	22	35
2	22	6	22	25
2 1/2	22	6	22	25
3	22	6	22	25

Sizing

A		L
"	mm	mm
3/4	20	200
1	25	200
1 1/4	32	200
1 1/2	40	200
2	50	200
2 1/2	65	240
3	80	240



The descriptions and photographs contained in this product specification sheet are supplied by way of information only and are not binding.

Socla reserves the right to carry out any technical and design improvements to its products without prior notice. Warranty : All sales and contracts for sale are expressly conditioned on the buyer's assent to Socla terms and conditions found on its website at www.socla.com. Socla hereby objects to any term, different from or additional to Socla terms, contained in any buyer communication in any form, unless agreed to in a writing signed by an officer of Socla.



A WATTS Brand

Socla sas

365 rue du Lieutenant Putier • 71530 Virey-Le-Grand • France

Tel. +33 03 85 97 42 00 • Fax +33 03 85 97 42 42

contact@wattswater.com • www.socla.com

ISO 9001 version 2015 / ISO 18001